


CP-Series Root Barrier Panels:

Manufactured from durable polyethylene material. Century Products panels feature 90° root deflecting ribs and self interlocking panel to panel connection that eliminates joiner strips and gluing. As well as being a root impervious barrier, the CP-Series panels direct roots downward to prevent costly damage to surrounding hardscapes and landscapes. These versatile panels can be used in linear and surround applications. The CP-Series panels are designed to reduce maintenance costs and liabilities for government agencies, cities, and private industry.

Linear Application: For root pruning of existing trees or in planting situations where one or more trees are in close proximity to hardscapes.

-OR-

Surround Application: For new tree planting or when the hardscape encircles the planter



Features:

- Flexible Top Safety Edge
- Versatile barrier for linear or surround applications
- Manufactured with 50% recycled plastic
- Raised 90° root deflecting ribs
- 90° 3/4" ribbed side interlocking panel connection
- Adjustable anti-lift polyethylene panels which can be separated into 1' sections

SPECIFICATIONS

CP-SERIES: CP12-2, CP18-2, CP 24-2, CP36-2, and CP48-2.
90° 3/4" ribbed side interlocking connection.

Material: Polyethylene with ultraviolet inhibitors.

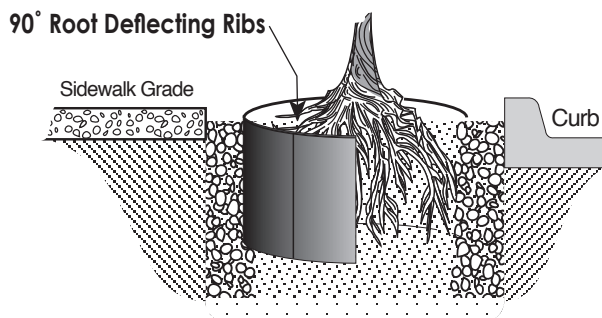
Thickness: .085 mil

MATERIAL	Polyethylene	
THICKNESS	.085 mil	
PROPERTIES	ASTM TEST METHOD	VALUE POLYETHYLENE COPOLYMER
Tensile Stress @ Yield	D638	4100 TO 4300 PSI
Elongation @ Break	D638	40%
Tensile Modulus of Elasticity	D638	150,000 PSI
Flexural Stiffness	-	-
Cantilever Beam	D747	125,000 PSI
Tensile Impact	D1822	50Ft. lbs./in ²
Environmental Stress	-	-
Crack Resistance	D1693	1 Hr.
Hardness, Shore D	D2240	68

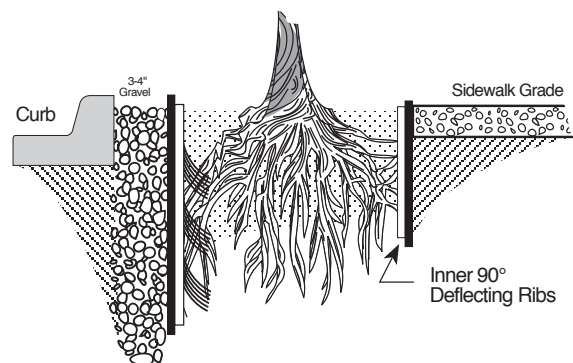
U.S. Standard

For Technical or Field Support, please call: 714.632.7083

SURROUND APPLICATION



LINEAR APPLICATION



CP-SERIES Root Barrier Panels

Century CP-Series Panels are pre-assembled in 2' long segments which can be combined to create various lengths of barrier to fit your application.

I. SPECIFICATIONS

- A. The root barrier shall be **CP-Series** manufactured by Century products, 1144 North Grove St., Anaheim, CA 92806, (714)632-7083, or approved equivalent
- B. The barriers are black molded modular panels manufactured using 50% recycled polyethylene plastic with ultraviolet inhibitors and .085 mil in thickness. Each panel has vertical 90° root deflecting ribs protruding 3/4" in height. The ribs have a minimum thickness of .085 mil and are placed 6" apart. An integrated self interlocking 90° ribbed connection joining system provides for an instant assembly by sliding one panel into another.

II. INSTALLATION

- A. The specified number of panels shall be joined together and placed along hardscapes to create a linear style planting application or connected to encircle the root ball for surround installation.
- B. Vertical 90° root deflecting ribs are always facing the root ball.
- C. Always install the panels 2" above grade to avoid root penetration above the barrier.
- D. Prepare your installation as depicted in illustrations. (Assemble panels as shown in Figure 1.)
- E. Recommended for linear or surround planting applications. For drainage backfill with native soil or (if necessary) while compact soil conditions exist, use gravel or crushed rock. Avoid backfill less than 3/4" or greater than 1 1/2". Finish to grade. Do not distort barrier during installation.
- F. Technical Questions? Call Century Products at 714.632.7083 for assistance.

